


Distribution Schedule

HB PORTFOLIO LIMITED

Distribution of	Equity Shares	as on	30/06/2009
Total Nominal value of Rs.	119923290.00	Nominal value of each share/unit Rs.	10.00
Total number of shares/units	11992329	Paid up value of each share/unit Rs.	10.00

TABLE I
Distribution of holdings

Shareholding of value of Rs.	Shareholders		Share holdings		
	Number	% to total	Shares	Amount	% to total
UPTO TO 5000	81044	99.64	3424670	34246700.00	28.56
5001 TO 10000	174	0.21	123540	1235400.00	1.03
10001 TO 20000	51	0.06	70664	706640.00	0.59
20001 TO 30000	17	0.02	40481	404810.00	0.34
30001 TO 40000	11	0.01	37728	377280.00	0.31
40001 TO 50000	8	0.01	37350	373500.00	0.31
50001 TO 100000	9	0.01	67419	674190.00	0.56
100001 and Above	21	0.03	8190477	81904770.00	68.30
** G Total	81335	100.00	11992329	119923290.00	100.00




Annexure II
HB PORTFOLIO LIMITED


(1) (a) Statement showing Shareholding Pattern as on

30/06/2009

Category code (I)	Category of shareholder (II)	Number of shareholders (III)	Total Number of Shares (IV)	Number of shares held in dematerialized form (V)	Total Shareholding as a percentage of total no. of shares		Shares Pledged or otherwise encumbered	
					As a percentage of (A+B) (VI)	As a percentage of (A+B+C) (VII)	No. of shares (VIII)	As a percentage (IX)=(VIII)/(IV)*100
(A)	Shareholding of promoter and promoter Group							
(1)	Indian							
(a)	INDIVIDUALS/HUF	7	71,96,172	71,96,172	60.01	60.01	0	0.00
(b)	CENTRAL GOVERNMENT/STATE GOVERNMENT	0	0	0	0.00	0.00	0	0.00
(c)	BODIES CORPORATE	2	1,34,160	1,34,160	1.12	1.12	0	0.00
(d)	FINANCIAL INSTITUTIONS/BANKS	0	0	0	0.00	0.00	0	0.00
(e)	ANY OTHER (SPECIFY)	0	0	0	0.00	0.00	0	0.00
	Sub-Total (A) (1)	9	73,30,332	73,30,332	61.13	61.13	0	0.00
(2)	Foreign							
(a)	INDIVIDUALS(NRI)/FOREIGN INDIVIDUALS	0	0	0	0.00	0.00	0	0.00
(b)	BODIES CORPORATE	0	0	0	0.00	0.00	0	0.00
(c)	INSTITUTIONS	0	0	0	0.00	0.00	0	0.00
(d)	ANY OTHER (SPECIFY)	0	0	0	0.00	0.00	0	0.00
	Sub-Total (A) (2)	0	0	0	0.00	0.00	0	0.00
	Total (A)	9	73,30,332	73,30,332	61.13	61.13	0	0.00
(B)	Public shareholding							
(1)	Institutions							
(a)	MUTUAL FUNDS/UTI	6	1,17,206	1,15,931	0.98	0.98	0	0.00
(b)	FINANCIAL INSTITUTIONS/BANKS	3	75,525	75,000	0.63	0.63	0	0.00
(c)	CENTRAL GOVERNMENT/STATE GOVERNMENT	0	0	0	0.00	0.00	0	0.00
(d)	VENTURE CAPITAL FUND	0	0	0	0.00	0.00	0	0.00
(e)	INSURANCE COMPANIES	0	0	0	0.00	0.00	0	0.00
(f)	FOREIGN INSTITUTIONAL INVESTORS	0	0	0	0.00	0.00	0	0.00
(g)	FOREIGN VENTURE CAPITAL INVESTORS	0	0	0	0.00	0.00	0	0.00
(h)	ANY OTHER SPECIFY	0	0	0	0.00	0.00	0	0.00
	Sub-Total (B) (1)	9	1,92,731	1,90,931	1.61	1.61	0	0.00
(2)	Non-institutions							
(a)	BODIES CORPORATE	233	4,02,729	3,83,039	3.36	3.36	0	0.00
(b)	i) INDIVIDUALS -HOLD UPTO 1 LAKH (NOM VALUE)	80389	36,25,012	13,62,140	30.23	30.23	0	0.00
	ii) INDIVIDUALS -HOLD ABOVE 1 LAKH (NOM VALUE)	6	3,40,399	3,40,399	2.84	2.84	0	0.00
(c)	ANY OTHER (SPECIFY)- A) CLEARNG MEMBERS	26	7,238	7,238	0.06	0.06	0	0.00
	B) NON-RESIDENTS	663	93,888	23,704	0.78	0.78	0	0.00
	C) TRUST	0	0	0	0.00	0.00	0	0.00
	Sub-Total (B) (2)	81317	44,69,266	21,16,520	37.27	37.27	0	0.00
	Total (B)	81326	46,61,997	23,07,451	38.88	38.88	0	0.00




Category code (I)	Category of shareholder (II)	Number of shareholders (III)	Total Number of Shares (IV)	Number of shares held in dematerialized form (V)	Total Shareholding as a percentage of total no. of shares		Shares Pledged or otherwise encumbered	
					As a percentage of (A+B) (VI)	As a percentage of (A+B+C) (VII)	No. of shares (VIII)	As a percentage (IX)=(VIII)/(IV)*100
(C)	Shares held by Custodians and against which							
	Depository Receipts have been issued							
	SHARES HELD BY CUSTODIANS	0	0	0	0.00	0.00	0	0.00
	Sub-Total (C)	0	0	0	0.00	0.00	0	0.00
	Total (C)	0	0	0	0.00	0.00	0	0.00
	Grand-Total	81335	1,19,92,329	96,37,783	100.00	100.00	0	0.00



Annexure II
HB PORTFOLIO LIMITED
(1) (b) Statement showing Shareholding of persons belonging to the category
"Promoter and Promoter Group" as on 30/06/2009


Sr. No.	Folio# / DPID, CLID	Name of the shareholder	Total Shares held		Shares pledged or otherwise encumbered			
			Number	As a % of grand total (A)+(B)+(C)	Number	As a per-centage VI=(V)/ (III)*100	As a % of grand total (A)+(B)+(C) of sub-clauses (D) □ (a)	
1	IN300931/10000053	Anju Bhasin	50	0.00	0	0.00	0.00	0.00
2	IN300931/10004914	Ayush Kapur	75,000	0.63	0	0.00	0.00	0.00
3	IN300931/10000012	H B Stockholdings Ltd	1,00,000	0.83	0	0.00	0.00	0.00
4	IN300931/10000061	Harish Chander Bhasin	60,53,724	50.48	0	0.00	0.00	0.00
5	IN300931/10004906	Kanishk Kapur	75,000	0.63	0	0.00	0.00	0.00
6	IN300931/10000045	Lalit Bhasin	8,42,398	7.02	0	0.00	0.00	0.00
7	IN300931/10005925	Manasvin Arora	75,000	0.63	0	0.00	0.00	0.00
8	IN300931/10005916	Mehar Arora	75,000	0.63	0	0.00	0.00	0.00
9	IN300931/10003294	RRB MASTER HOLDINGS LIMITED	34,160	0.28	0	0.00	0.00	0.00
Grand-Total			73,30,332	61.13	0	0.00	0.00	0.00



**Annexure II
HB PORTFOLIO LIMITED**

(1) (c) Statement showing Shareholding of persons belonging to the category "Public" and holding more than 1% of the total number of shares as on 30/06/2009


Sr. No.	Folio# / DPID,CLID	Name of the shareholder	Number of shares	Shares as a percentage of total number of shares (i.e Grand total (A+B+C)) in para(I)(a) above
1	IN300011/10717540	KOVALAM INVESTMENT & TRADING CO. LT	2,01,000	1.68
2	IN301330/18908118	ROHIT KHULLAR	1,41,425	1.18
Grand-Total			3,42,425	2.86



**Annexure II
HB PORTFOLIO LIMITED**

(1) (d) Statement showing details of lock-in shares as on 30/06/2009

Sr. No.	Folio# / DPID, CLID	Name of the shareholder	Category of Shareholders (promoters/ Public)	Number of shares	Shares as a percentage of total number of shares (i.e Grand total (A+B+C)) in para(I)(a) above
		NIL		NIL	NIL
Grand-Total				NIL	NIL



**Annexure II
HB PORTFOLIO LIMITED**

Shareholding Pattern as on 30/06/2009

(II) (a) Statement showing details of Depository Receipts (DRs)

Sr No.	Type of Outstanding DR (ADRs, GDRs,SDRs,etc.	Number of Outstanding DRs	Number of shares underlying outstanding DRs	Shares underlying outstanding DRs as a percentage of total number of shares (i.e. Grand Total (A)+(B) +(C) indicated in the statement at para (1) (a) above)
			NIL	
	TOTAL			

(II) (b) Statement showing Holding of Depository Receipts (DRs), where underlying shares are in excess of 1% of the total number of shares

Sr No.	Name of the DR Holder	Type of Outstanding DR (ADRs, GDRs,SDRs,etc.	Number of shares underlying outstanding DRs	Shares underlying outstanding DRs as a percentage of total number of shares (i.e. Grand Total (A)+(B) +(C) indicated in the statement at para (1) (a) above)
			NIL	
	TOTAL			

