


Introductory sub-table (I)(a)

| | | | |
|---|--------------------------------------|--|---|
| Name of the Company: HB PORTFOLIO LTD | | | |
| Scrip Code, Name of the scrip, class of security: 532333 - EQUITY SHARE, EQUITY | | | |
| Quarter ended: 31/12/2011 | | | |
| Partly paid-up shares:- | | | |
| | No. of partly paid-up shares | As a % of total no. of partly paid-up shares | As a % of total no. of shares of the company |
| Held by promoter/promoter group | 0 | 0 | 0 |
| Held by public | 0 | 0 | 0 |
| Total - D | 0 | 0 | 0 |
| Outstanding convertible securities:- | | | |
| | No. of outstanding securities | As a % of total no. of outstanding convertible securities | As a % of total no. of shares of the company, assuming full conversion of the convertible securities |
| Held by promoter/promoter group | 0 | 0 | 0 |
| Held by public | 0 | 0 | 0 |
| Total - E | 0 | 0 | 0 |
| Warrants:- | | | |
| | No. of warrants | As a % of total no. of warrants | As a % of total no. of shares of the company, assuming full conversion of warrants |
| Held by promoter/promoter group | 0 | 0 | 0 |
| Held by public | 0 | 0 | 0 |
| Total - F | 0 | 0 | 0 |
| Total paid-up capital of the company, assuming full conversion of warrants and convertible securities (Grand Total (A+B+C)+ D+E+F) | | | |
| | 11992329 | 0 | 0 |

| | |
|----------------------|-----------------|
| Total (A+B+C) | 11992329 |
|----------------------|-----------------|



Distribution Schedule

HB PORTFOLIO LIMITED

| | | | |
|------------------------------|---------------|--------------------------------------|------------|
| Distribution of | Equity Shares | as on | 31/12/2011 |
| Total Nominal value of Rs. | 119923290.00 | Nominal value of each share/unit Rs. | 10.00 |
| Total number of shares/units | 11992329 | Paid up value of each share/unit Rs. | 10.00 |

TABLE I
Distribution of holdings

| Shareholding of value of Rs. | Shareholders | | Share holdings | | |
|------------------------------|--------------|---------------|-----------------|---------------------|---------------|
| | Number | % to total | Shares | Amount | % to total |
| UPTO TO 5000 | 74488 | 99.51 | 3161626 | 31616260.00 | 26.36 |
| 5001 TO 10000 | 197 | 0.26 | 146626 | 1466260.00 | 1.22 |
| 10001 TO 20000 | 81 | 0.11 | 115381 | 1153810.00 | 0.96 |
| 20001 TO 30000 | 26 | 0.03 | 61989 | 619890.00 | 0.52 |
| 30001 TO 40000 | 14 | 0.02 | 48393 | 483930.00 | 0.40 |
| 40001 TO 50000 | 10 | 0.01 | 46463 | 464630.00 | 0.39 |
| 50001 TO 100000 | 14 | 0.02 | 101608 | 1016080.00 | 0.85 |
| 100001 and Above | 24 | 0.03 | 8310243 | 83102430.00 | 69.30 |
| ** G Total | 74854 | 100.00 | 11992329 | 119923290.00 | 100.00 |



**Annexure II
HB PORTFOLIO LIMITED**


(1) (a) Statement showing Shareholding Pattern as on

31/12/2011

| Category code (I) | Category of shareholder (II) | Number of shareholders (III) | Total Number of Shares (IV) | Number of shares held in dematerialized form (V) | Total Shareholding as a percentage of total no. of shares | | Shares Pledged or otherwise encumbered | |
|--|--|---------------------------------|--------------------------------|---|---|-------------------------------------|--|---|
| | | | | | As a percentage of (A+B) (VI) | As a percentage of (A+B+C) (VII) | No. of shares (VIII) | As a percentage (IX)=(VIII)/(IV)*100 |
| (A) Shareholding of promoter and promoter Group | | | | | | | | |
| (1) Indian | | | | | | | | |
| (a) | INDIVIDUALS/HUF | 7 | 71,96,172 | 71,96,172 | 60.01 | 60.01 | 0 | 0.00 |
| (b) | CENTRAL GOVERNMENT/STATE GOVERNMENT | 0 | 0 | 0 | 0.00 | 0.00 | 0 | 0.00 |
| (c) | BODIES CORPORATE | 2 | 1,34,160 | 1,34,160 | 1.12 | 1.12 | 0 | 0.00 |
| (d) | FINANCIAL INSTITUTIONS/BANKS | 0 | 0 | 0 | 0.00 | 0.00 | 0 | 0.00 |
| (e) | ANY OTHER (SPECIFY) | 0 | 0 | 0 | 0.00 | 0.00 | 0 | 0.00 |
| | Sub-Total (A) (1) | 9 | 73,30,332 | 73,30,332 | 61.13 | 61.13 | 0 | 0.00 |
| (2) Foreign | | | | | | | | |
| (a) | INDIVIDUALS(NRI)/FOREIGN INDIVIDUALS | 0 | 0 | 0 | 0.00 | 0.00 | 0 | 0.00 |
| (b) | BODIES CORPORATE | 0 | 0 | 0 | 0.00 | 0.00 | 0 | 0.00 |
| (c) | INSTITUTIONS | 0 | 0 | 0 | 0.00 | 0.00 | 0 | 0.00 |
| (d) | ANY OTHER (SPECIFY) | 0 | 0 | 0 | 0.00 | 0.00 | 0 | 0.00 |
| | Sub-Total (A) (2) | 0 | 0 | 0 | 0.00 | 0.00 | 0 | 0.00 |
| | Total (A) | 9 | 73,30,332 | 73,30,332 | 61.13 | 61.13 | 0 | 0.00 |
| (B) Public shareholding | | | | | | | | |
| (1) Institutions | | | | | | | | |
| (a) | MUTUAL FUNDS/UTI | 5 | 1,275 | 0 | 0.01 | 0.01 | 0 | 0.00 |
| (b) | FINANCIAL INSTITUTIONS/BANKS | 2 | 75,025 | 75,000 | 0.63 | 0.63 | 0 | 0.00 |
| (c) | CENTRAL GOVERNMENT/STATE GOVERNMENT | 0 | 0 | 0 | 0.00 | 0.00 | 0 | 0.00 |
| (d) | VENTURE CAPITAL FUND | 0 | 0 | 0 | 0.00 | 0.00 | 0 | 0.00 |
| (e) | INSURANCE COMPANIES | 0 | 0 | 0 | 0.00 | 0.00 | 0 | 0.00 |
| (f) | FOREIGN INSTITUTIONAL INVESTORS | 0 | 0 | 0 | 0.00 | 0.00 | 0 | 0.00 |
| (g) | FOREIGN VENTURE CAPITAL INVESTORS | 0 | 0 | 0 | 0.00 | 0.00 | 0 | 0.00 |
| (h) | ANY OTHER SPECIFY | 0 | 0 | 0 | 0.00 | 0.00 | 0 | 0.00 |
| | Sub-Total (B) (1) | 7 | 76,300 | 75,000 | 0.64 | 0.64 | 0 | 0.00 |
| (2) Non-institutions | | | | | | | | |
| (a) | BODIES CORPORATE | 222 | 2,61,540 | 2,42,425 | 2.18 | 2.18 | 0 | 0.00 |
| (b) | i) INDIVIDUALS -HOLD UPTO 1 LAKH (NOM VALUE) | 73967 | 35,29,550 | 14,80,378 | 29.43 | 29.43 | 0 | 0.00 |
| | ii) INDIVIDUALS -HOLD ABOVE 1 LAKH (NOM VALUE) | 11 | 6,77,971 | 6,77,971 | 5.65 | 5.65 | 0 | 0.00 |
| (c) | ANY OTHER (SPECIFY)- A) CLEARNG MEMBERS | 17 | 31,600 | 31,600 | 0.26 | 0.26 | 0 | 0.00 |
| | B) NON-RESIDENTS | 621 | 85,036 | 20,049 | 0.71 | 0.71 | 0 | 0.00 |
| | C) TRUST | 0 | 0 | 0 | 0.00 | 0.00 | 0 | 0.00 |
| | Sub-Total (B) (2) | 74838 | 45,85,697 | 24,52,423 | 38.23 | 38.23 | 0 | 0.00 |
| | Total (B) | 74845 | 46,61,997 | 25,27,423 | 38.87 | 38.87 | 0 | 0.00 |




| Category code | Category of shareholder | Number of shareholders | Total Number of Shares | Number of shares held in dematerialized form | Total Shareholding as a percentage of total no. of shares | | Shares Pledged or otherwise encumbered | |
|---------------|---|------------------------|------------------------|--|---|-------------------------------------|--|---|
| | | | | | As a percentage of (A+B) (VI) | As a percentage of (A+B+C) (VII) | No. of shares (VIII) | As a percentage (IX)=(VIII)/(IV)*100 |
| (I) | (II) | (III) | (IV) | (V) | (VI) | (VII) | (VIII) | (IX) |
| (C) | Shares held by Custodians and against which | | | | | | | |
| | Depository Receipts have been issued | | | | | | | |
| | SHARES HELD BY CUSTODIANS | 0 | 0 | 0 | 0.00 | 0.00 | 0 | 0.00 |
| | Sub-Total (C) | 0 | 0 | 0 | 0.00 | 0.00 | 0 | 0.00 |
| | Total (C) | 0 | 0 | 0 | 0.00 | 0.00 | 0 | 0.00 |
| | Grand-Total | 74854 | 1,19,92,329 | 98,57,755 | 100.00 | 100.00 | 0 | 0.00 |



Annexure II
HB PORTFOLIO LIMITED

(1) (b) Statement showing holding of securities (including shares, warrants, convertible securities) of persons belonging to the category "Promoter and Promoter Group" as on 31/12/2011

| Sr. No. | Folio# / DPID, CLID | Name of the shareholder | Details of Shares held | | Encumbered shares(*) | | Details of warrants | | Details of convertible securities | | Total shares (including shares assuming full conversion of warrants and convertible securities) as a % of diluted share capital |
|--------------------|---------------------|-----------------------------|------------------------|-----------------------------------|----------------------|-----------------------------------|--|----------------------|---|------------------------------------|---|
| | | | Number of shares held | As a % of grand total (A)+(B)+(C) | Number | As a per centage VI=(V)/(III)*100 | As a % of grand total (A)+(B)+(C) of sub-clauses (D) (a) | No. of Warrants held | As a % of total no. of warrants of the same class | No. of convertible securities held | |
| 1 | IN300931/10000053 | Anju Bhasin | 50 | 0.00 | 0 | 0.00 | 0.00 | 0.00 | | | |
| 2 | IN300931/10004914 | Ayush Kapur | 75,000 | 0.63 | 0 | 0.00 | 0.00 | 0.00 | | | |
| 3 | IN300931/10000012 | H B Stockholdings Ltd | 1,00,000 | 0.83 | 0 | 0.00 | 0.00 | 0.00 | | | |
| 4 | IN300931/10004906 | Kanishk Kapur | 75,000 | 0.63 | 0 | 0.00 | 0.00 | 0.00 | | | |
| 5 | IN300931/10022974 | Lalit Bhasin | 60,53,724 | 50.48 | 0 | 0.00 | 0.00 | 0.00 | | | |
| 6 | IN300931/10000045 | Lalit Bhasin | 8,42,398 | 7.02 | 0 | 0.00 | 0.00 | 0.00 | | | |
| 7 | IN300931/10005925 | Manasvin Arova | 75,000 | 0.63 | 0 | 0.00 | 0.00 | 0.00 | | | |
| 8 | IN300931/10005916 | Mehar Arova | 75,000 | 0.63 | 0 | 0.00 | 0.00 | 0.00 | | | |
| 9 | IN300931/10003294 | RRB MASTER HOLDINGS LIMITED | 34,160 | 0.28 | 0 | 0.00 | 0.00 | 0.00 | | | |
| Grand-Total | | | 73,30,332 | 61.13 | 0 | 0.00 | 0.00 | 0.00 | 0.00 | 0.00 | 0.00 |



HB PORTFOLIO LIMITED

(1) (c)(ii) Statement showing holding of securities (including shares, warrants, convertible securities) of persons (together with PAC) belonging to the category "Public" and holding more than 5% of the total number of shares as on 31/12/2011

| Sr. No. | Folio# / DPID, CLID | Name of the shareholder | Number of shares | Shares as a percentage of total number of shares (i.e Grand total (A+B+C)) in para(I)(a) above | Details of warrants | | Details of convertible securities | | Total shares (including shares assuming full conversion of warrants and convertible securities) as a % of diluted share capital |
|--------------------|---------------------|-------------------------|------------------|--|----------------------|---|------------------------------------|---|---|
| | | | | | No. of Warrants held | As a % of total no. of warrants of the same class | No. of convertible securities held | As a % of total no. of convertible securities of the same class | |
| 1 | | NIL | | 0 | 0.00 | | | | |
| Grand-Total | | | | 0 | 0.00 | | | | |



HB PORTFOLIO LIMITED

(1) (c)(i) Statement showing holding of securities (including shares, warrants, convertible securities) of persons belonging to the category "Public" and holding more than 1% of the total number of shares as on 31/12/2011


| Sr. No. | Folio# / DPID, CLID | Name of the shareholder | Number of shares | Shares as a percentage of total number of shares (i.e Grand total (A+B+C)) in para(D)(a) above | Details of warrants | | Details of convertible securities | | Total shares (including shares assuming full conversion of warrants and convertible securities) as a % of diluted share capital |
|--------------------|---------------------|---------------------------------|------------------|--|----------------------|---|------------------------------------|---|---|
| | | | | | No. of Warrants held | As a % of total no. of warrants of the same class | No. of convertible securities held | As a % of total no. of convertible securities of the same class | |
| 1 | IN300724/10119527 | ROHIT KHULLAR RITIKA KHULLAR | 2,31,958 | 1.93 | | | | | |
| 2 | IN300931/10019055 | SUIJATA HOLDINGS PVT LTD | 1,58,005 | 1.32 | | | | | |
| Grand-Total | | | 3,89,963 | 3.25 | | | | | |



**Annexure II
HB PORTFOLIO LIMITED**

(1) (d) Statement showing details of lock-in shares as on 31/12/2011

| Sr. No. | Folio# / DPID,CLID | Name of the shareholder | Category of Shareholders (promoters/ Public) | Number of shares | Shares as a percentage of total number of shares (i.e Grand total (A+B+C)) in para(I)(a) above |
|--------------------|--------------------|-------------------------|--|------------------|--|
| | | NIL | | NIL | NIL |
| Grand-Total | | | | NIL | NIL |



**Annexure II
HB PORTFOLIO LIMITED**

Shareholding Pattern as on 31/12/2011

(II) (a) Statement showing details of Depository Receipts (DRs)

| Sr No. | Type of Outstanding DR (ADRs, GDRs,SDRs,etc. | Number of Outstanding DRs | Number of shares underlying outstanding DRs | Shares underlying outstanding DRs as a percentage of total number of shares {i.e. Grand Total (A)+(B) +(C) indicated in the statement at para (1) (a) above } |
|--------|--|---------------------------|---|---|
| | | | NIL | |
| | TOTAL | | | |

(II) (b) Statement showing Holding of Depository Receipts (DRs), where underlying shares are in excess of 1% of the total number of shares

| Sr No. | Name of the DR Holder | Type of Outstanding DR (ADRs, GDRs,SDRs,etc. | Number of shares underlying outstanding DRs | Shares underlying outstanding DRs as a percentage of total number of shares {i.e. Grand Total (A)+(B) +(C) indicated in the statement at para (1) (a) above } |
|--------|-----------------------|--|---|---|
| | | | | |
| | | | NIL | |
| | TOTAL | | | |

