


Introductory sub-table (I)(a)

<b>Name of the Company: HB PORTFOLIO LTD</b>			
<b>Scrip Code, Name of the scrip, class of security: 532333 - EQUITY SHARE, EQUITY</b>			
<b>Quarter ended: 31/03/2012</b>			
<b>Partly paid-up shares:-</b>			
	<b>No. of partly paid-up shares</b>	<b>As a % of total no. of partly paid-up shares</b>	<b>As a % of total no. of shares of the company</b>
Held by promoter/promoter group	0	0	0
Held by public	0	0	0
<b>Total - D</b>	<b>0</b>	<b>0</b>	<b>0</b>
<b>Outstanding convertible securities:-</b>			
	<b>No. of outstanding securities</b>	<b>As a % of total no. of outstanding convertible securities</b>	<b>As a % of total no. of shares of the company, assuming full conversion of the convertible securities</b>
Held by promoter/promoter group	0	0	0
Held by public	0	0	0
<b>Total - E</b>	<b>0</b>	<b>0</b>	<b>0</b>
<b>Warrants:-</b>			
	<b>No. of warrants</b>	<b>As a % of total no. of warrants</b>	<b>As a % of total no. of shares of the company, assuming full conversion of warrants</b>
Held by promoter/promoter group	0	0	0
Held by public	0	0	0
<b>Total - F</b>	<b>0</b>	<b>0</b>	<b>0</b>
<b>Total paid-up capital of the company, assuming full conversion of warrants and convertible securities (Grand Total (A+B+C)+ D+E+F)</b>			
	<b>11992329</b>	<b>0</b>	<b>0</b>

**Total (A+B+C)** 11992329



## Distribution Schedule

### HB PORTFOLIO LIMITED

Distribution of	Equity Shares	as on	31/03/2012
Total Nominal value of Rs.	119923290.00	Nominal value of each share/unit Rs.	10.00
Total number of shares/units	11992329	Paid up value of each share/unit Rs.	10.00

**TABLE I**  
Distribution of holdings

Shareholding of value of Rs.	Shareholders		Share holdings		
	Number	% to total	Shares	Amount	% to total
UPTO TO 5000	74171	99.52	3144006	31440060.00	26.22
5001 TO 10000	198	0.27	147270	1472700.00	1.23
10001 TO 20000	78	0.10	112127	1121270.00	0.93
20001 TO 30000	25	0.03	61101	611010.00	0.51
30001 TO 40000	14	0.02	48393	483930.00	0.40
40001 TO 50000	11	0.01	50796	507960.00	0.42
50001 TO 100000	14	0.02	104953	1049530.00	0.88
100001 and Above	20	0.03	8323683	83236830.00	69.41
<b>** G Total</b>	<b>74531</b>	<b>100.00</b>	<b>11992329</b>	<b>119923290.00</b>	<b>100.00</b>




**Annexure II**  
**HB PORTFOLIO LIMITED**

(1) (a) Statement showing Shareholding Pattern as on

31/03/2012

Category code (I)	Category of shareholder (II)	Number of shareholders (III)	Total Number of Shares (IV)	Number of shares held in dematerialized form (V)	Total Shareholding as a percentage of total no. of shares		Shares Pledged or otherwise encumbered	
					As a percentage of (A+B) (VI)	As a percentage of (A+B+C) (VII)	No. of shares (VIII)	As a percentage (IX)=(VIII)/(IV)*100
<b>(A) Shareholding of promoter and promoter Group</b>								
<b>(1) Indian</b>								
(a)	INDIVIDUALS/HUF	7	77,24,304	77,24,304	64.41	64.41	0	0.00
(b)	CENTRAL GOVERNMENT/STATE GOVERNMENT	0	0	0	0.00	0.00	0	0.00
(c)	BODIES CORPORATE	2	1,34,160	1,34,160	1.12	1.12	0	0.00
(d)	FINANCIAL INSTITUTIONS/BANKS	0	0	0	0.00	0.00	0	0.00
(e)	ANY OTHER (SPECIFY)	0	0	0	0.00	0.00	0	0.00
	Sub-Total (A) (1)	9	78,58,464	78,58,464	65.53	65.53	0	0.00
<b>(2) Foreign</b>								
(a)	INDIVIDUALS(NRI)/FOREIGN INDIVIDUALS	0	0	0	0.00	0.00	0	0.00
(b)	BODIES CORPORATE	0	0	0	0.00	0.00	0	0.00
(c)	INSTITUTIONS	0	0	0	0.00	0.00	0	0.00
(d)	ANY OTHER (SPECIFY)	0	0	0	0.00	0.00	0	0.00
	Sub-Total (A) (2)	0	0	0	0.00	0.00	0	0.00
	Total (A)	9	78,58,464	78,58,464	65.53	65.53	0	0.00
<b>(B) Public shareholding</b>								
<b>(1) Institutions</b>								
(a)	MUTUAL FUNDS/UTI	5	1,275	0	0.01	0.01	0	0.00
(b)	FINANCIAL INSTITUTIONS/BANKS	1	25	0	0.00	0.00	0	0.00
(c)	CENTRAL GOVERNMENT/STATE GOVERNMENT	0	0	0	0.00	0.00	0	0.00
(d)	VENTURE CAPITAL FUND	0	0	0	0.00	0.00	0	0.00
(e)	INSURANCE COMPANIES	0	0	0	0.00	0.00	0	0.00
(f)	FOREIGN INSTITUTIONAL INVESTORS	0	0	0	0.00	0.00	0	0.00
(g)	FOREIGN VENTURE CAPITAL INVESTORS	0	0	0	0.00	0.00	0	0.00
(h)	ANY OTHER SPECIFY	0	0	0	0.00	0.00	0	0.00
	Sub-Total (B) (1)	6	1,300	0	0.01	0.01	0	0.00
<b>(2) Non-institutions</b>								
(a)	BODIES CORPORATE	220	2,51,279	2,32,164	2.10	2.10	0	0.00
(b)	i) INDIVIDUALS -HOLD UPTO 1 LAKH (NOM VALUE)	73651	35,02,550	14,62,731	29.21	29.21	0	0.00
	ii) INDIVIDUALS -HOLD ABOVE 1 LAKH (NOM VALUE)	8	2,80,899	2,80,899	2.34	2.34	0	0.00
(c)	ANY OTHER (SPECIFY)- A) CLEARNG MEMBERS	18	12,921	12,921	0.11	0.11	0	0.00
	B) NON-RESIDENTS	619	84,916	20,029	0.71	0.71	0	0.00
	C) TRUST	0	0	0	0.00	0.00	0	0.00
	THE BANK OF NEWYORK	0	0	0	0.00	0.00	0	0.00
	Sub-Total	74516	41,32,565	20,08,744	34.47	34.47	0	0.00
	Total	74522	41,33,865	20,08,744	34.48	34.48	0	0.00



Category code	Category of shareholder	Number of shareholders	Total Number of Shares	Number of shares held in dematerialized form	Total Shareholding as a percentage of total no. of shares		Shares Pledged or otherwise encumbered	
					As a percentage of (A+B) (VI)	As a percentage of (A+B+C) (VII)	No. of shares (VIII)	As a percentage (IX)=(VIII)/(IV)*100
(I)	(II)	(III)	(IV)	(V)	(VI)	(VII)	(VIII)	(IX)
(C)	<b>Shares held by Custodians and against which</b>							
	<b>Depository Receipts have been issued</b>							
	SHARES HELD BY CUSTODIANS	0	0	0	0.00	0.00	0	0.00
	Sub-Total (C)	0	0	0	0.00	0.00	0	0.00
	Total (C)	0	0	0	0.00	0.00	0	0.00
	Grand-Total	74531	1,19,92,329	98,67,208	100.00	100.00	0	0.00



Annexure II

HB PORTFOLIO LIMITED

(1)(b) Statement showing holding of securities (including shares, warrants, convertible securities) of persons belonging to the category

"Promoter and Promoter Group" as on 31/03/2012

Sr. No.	Folio# / DPID/CLID	Name of the shareholder	Details of Shares held		Encumbered shares*			Details of warrants			Details of convertible securities		Total shares (including shares assuming full conversion of warrants and convertible securities) as a % of diluted share capital
			Number of shares held	As a % of grand total (A)+(B)+(C)	Number	As a percentage (VI)/(V)*100	As a % of grand total (A)+(B)+(C) of sub-clauses (I) to (A)	No. of Warrants held	As a % of total no. of warrants of the same class	No. of convertible securities held	As a % of total no. of convertible securities of the same class		
1	IN300931/0000053	Azija Bhasin	5,28,182	4.40	0	0.00	0.00	0.00	0	0.00	0	0.00	
2	IN300931/0004914	Ayush Kapur	75,000	0.63	0	0.00	0.00	0.00	0	0.00	0	0.00	
3	IN300931/0000012	H B Stockholdings Ltd	1,00,000	0.83	0	0.00	0.00	0.00	0	0.00	0	0.00	
4	IN300931/0004906	Kanishh Kapur	75,000	0.63	0	0.00	0.00	0.00	0	0.00	0	0.00	
5	IN300931/0022974	Lalit Bhasin	60,53,724	50.48	0	0.00	0.00	0.00	0	0.00	0	0.00	
6	IN300931/0000045	Lalit Bhasin	8,42,398	7.02	0	0.00	0.00	0.00	0	0.00	0	0.00	
7	IN300931/0005925	Manavsin Acra	75,000	0.63	0	0.00	0.00	0.00	0	0.00	0	0.00	
8	IN300931/0005916	Mehar Acra	75,000	0.63	0	0.00	0.00	0.00	0	0.00	0	0.00	
9	IN300931/0007294	RRB MASTER HOLDINGS LIMITED	34,160	0.28	0	0.00	0.00	0.00	0	0.00	0	0.00	
<b>Grand-Total</b>			<b>78,58,464</b>	<b>65.53</b>	<b>0</b>	<b>0.00</b>	<b>0.00</b>	<b>0.00</b>	<b>0</b>	<b>0.00</b>	<b>0</b>	<b>0.00</b>	

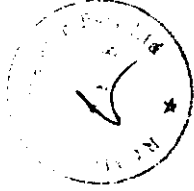



Annexure II

HB PORTFOLIO LIMITED

(1) (c)(i) Statement showing holding of securities (including shares, warrants, convertible securities) of persons belonging to the category "Public" and holding more than 1% of the total number of shares as on 31/03/2012

Sr. No.	Folio# / DPID, CLID	Name of the shareholder	Number of shares	Shares as a percentage of total number of shares (i.e Grand total (A+B+C)) in para(I)(a) above	Details of warrants		Details of convertible securities		Total shares (including shares assuming full conversion of warrants and convertible securities) as a % of diluted share capital
					No. of Warrants held	As a % of total no. of warrants of the same class	No. of convertible securities held	As a % of total no. of convertible securities of the same class	
	I IN300931/10019055	SUJATA HOLDINGS PVT LTD	1,53,005	1.28					
<b>Grand-Total</b>			<b>1,53,005</b>	<b>1.28</b>					



Annexure II

HB PORTFOLIO LIMITED

(1) (c)(ii) Statement showing holding of securities (including shares, warrants, convertible securities) of persons (together with PAC) belonging to the category "Public" and holding more than 5% of the total number of shares as on 31/03/2012

Sr. No.	Folio# / DPID, CLID	Name of the shareholder	Number of shares	Shares as a percentage of total number of shares (i.e Grand total (A+B+C)) in para(I)(a) above	Details of warrants		Details of convertible securities		Total shares (including shares assuming full conversion of warrants and convertible securities) as a % of diluted share capital
					No. of Warrants held	As a % of total no. of warrants of the same class	No. of convertible securities held	As a % of total no. of convertible securities of the same class	
		NIL	0	0.00					
Grand-Total			0	0.00					



**Annexure II  
HB PORTFOLIO LIMITED**

**(1) (d) Statement showing details of lock-in shares as on 31/03/2012**

Sr. No.	Folio# / DPID,CLID	Name of the shareholder	Category of Shareholders (promoters/ Public)	Number of shares	Shares as a percentage of total number of shares (i.e Grand total (A+B+C)) in para(I)(a) above
		NIL		NIL	NIL
<b>Grand-Total</b>				NIL	NIL





**Annexure II  
HB PORTFOLIO LIMITED**

Shareholding Pattern as on 31/03/2012

**(II) (a) Statement showing details of Depository Receipts (DRs)**

Sr No.	Type of Outstanding DR (ADRs, GDRs,SDRs,etc.	Number of Outstanding DRs	Number of shares underlying outstanding DRs	Shares underlying outstanding DRs as a percentage of total number of shares {i.e. Grand Total (A)+(B) +(C) indicated in the statement at para (1) (a) above }
			NIL	
	<b>TOTAL</b>			

**(II) (b) Statement showing Holding of Depository Receipts (DRs), where underlying shares are in excess of 1% of the total number of shares**

Sr No.	Name of the DR Holder	Type of Outstanding DR (ADRs, GDRs,SDRs,etc.	Number of shares underlying outstanding DRs	Shares underlying outstanding DRs as a percentage of total number of shares {i.e. Grand Total (A)+(B) +(C) indicated in the statement at para (1) (a) above }
			NIL	
	<b>TOTAL</b>			

